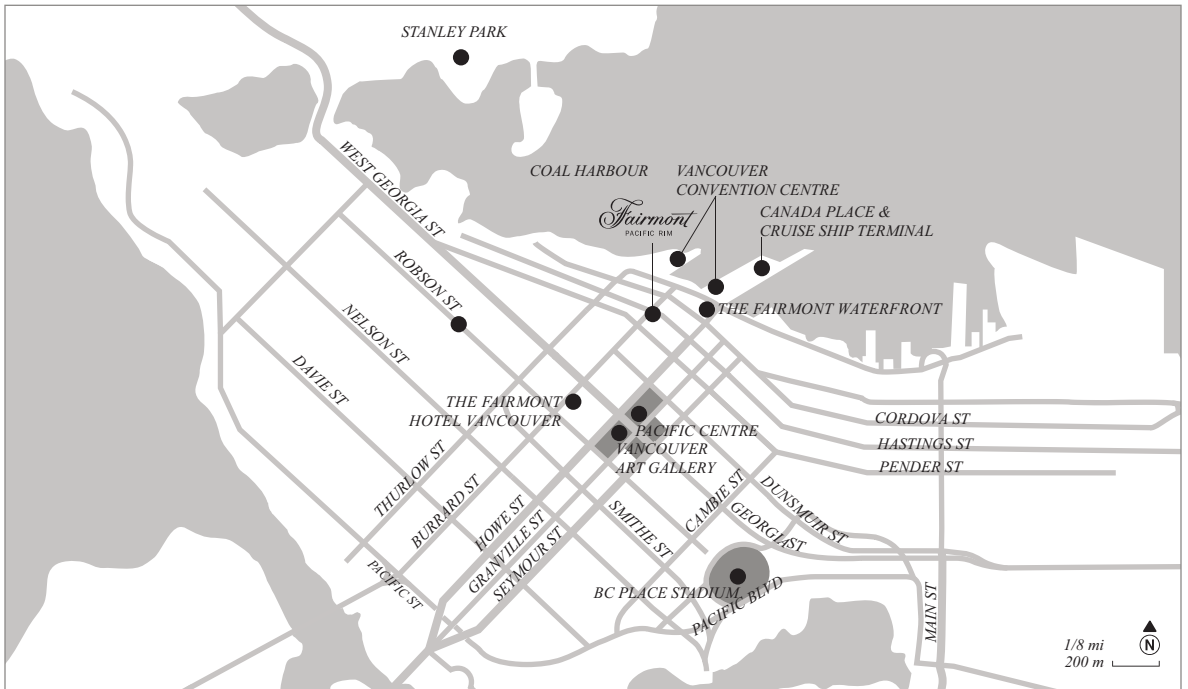


Fairmont Pacific Rim—Vancouver’s definitive luxury hotel—rated the World’s Best Business Hotel by Condé Nast Traveler readers and awarded the coveted Forbes Travel Guide Five-Star and AAA Five Diamond Ratings. This ultramodern downtown hotel offers unobstructed mountain and harbour views, combining the best of the Pacific Rim in its architecture and décor. The hotel features two award-winning dining destinations, resort-style Willow Stream Spa, rooftop and pool sundeck, and guestrooms with lavish appointments, including a variety of the city’s most luxurious suites.

SEE AND DO

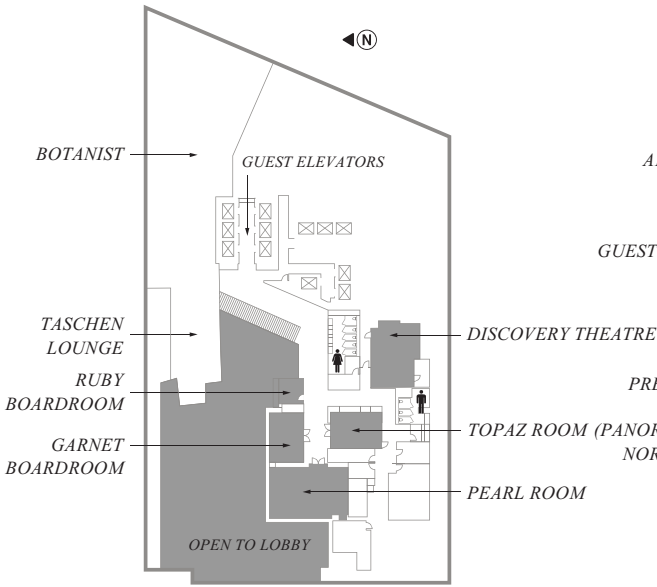


Fairmont Pacific Rim
 1038 Canada Place
 Vancouver, British Columbia
 Canada V6C 0B9
 T + 1 604 695 5300
 F + 1 604 695 5301
 pacificrim@fairmont.com
 fairmont.com/pacificrim
 @fairmontpacific

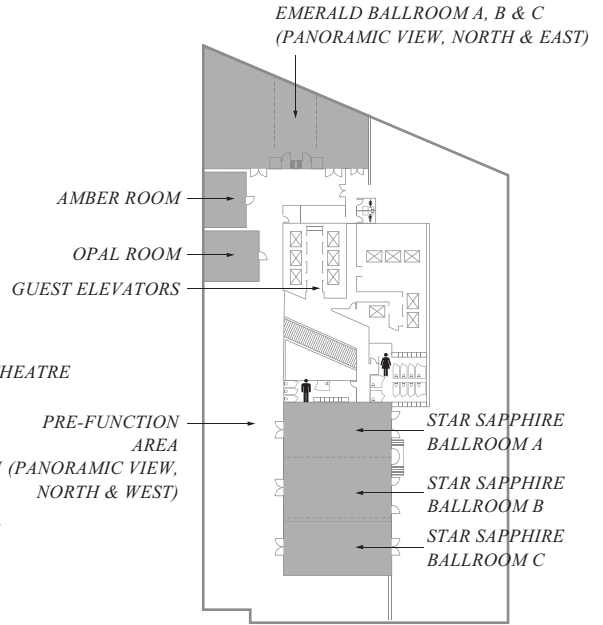
Fairmont
 PACIFIC RIM

FLOOR PLAN: MEETING AND EVENT SPACES

LEVEL TWO



LEVEL THREE



CAPACITY CHART: MEETING AND EVENT SPACES

	OVERALL DIMENSIONS		SQUARE		HEIGHT		CAPACITIES								
	METRES	FEET	METRES	FEET	METRES	FEET	THEATRE	CONFERENCE	U-SHAPE	CLASSROOM	HOLLOW SQUARE	HALF ROUNDS (MAXIMUM 7)	CABARET (ROUNDS OF 8)	CABARET (ROUNDS OF 10)	RECEPTION
LEVEL TWO															
PEARL ROOM	12 x 8	38 x 25	88	950	3.1	10	90	30	34	45	38	42	48	60	95
GARNET BOARDROOM	7 x 5	24 x 16	37	380	3.1	10	-	12	-	-	-	-	-	-	-
TOPAZ ROOM	8 x 5	25 x 18	43	450	3.1	10	40	20	22	24	26	21	24	30	45
RUBY BOARDROOM	4 x 4	13 x 13	15	169	3.1	10	-	6	-	-	-	-	-	-	-
LEVEL THREE															
STAR SAPPHIRE BALLROOM A	17 x 12	57 x 38	200	2,162	4.9	16	240	40	54	120	60	75	120	150	175
STAR SAPPHIRE BALLROOM B	17 x 13	57 x 42	228	2,456	4.9	16	290	44	54	132	60	75	120	150	200
STAR SAPPHIRE BALLROOM C	17 x 12	57 x 40	208	2,234	4.9	16	260	44	54	132	60	75	120	150	200
STAR SAPPHIRE BALLROOM A & B	17 x 25	57 x 82	429	4,618	4.9	16	550	64	84	270	90	245	240	300	400
STAR SAPPHIRE BALLROOM B & C	17 x 25	57 x 83	436	4,690	4.9	16	600	68	84	270	90	245	280	350	425
STAR SAPPHIRE BALLROOM A, B & C	17 x 37	57 x 122	637	6,852	4.9	16	820	105	114	430	144	350	440	550	650
EMERALD BALLROOM A	-	-	120	1,288	3.1	10	120	34	40	45	48	63	64	80	120
EMERALD BALLROOM C	-	-	63	676	3.1	10	40	20	26	27	32	28	32	40	55
EMERALD BALLROOM A & B	-	-	183	1,968	3.1	10	170	40	44	78	48	91	104	130	155
EMERALD BALLROOM B & C	-	-	126	1,356	3.1	10	90	36	40	45	44	63	72	90	120
EMERALD BALLROOM A, B & C	-	-	246	2,644	3.1	10	250	54	60	120	66	140	152	190	210
AMBER ROOM	9 x 6	29 x 19	54	550	3.1	10	30	16	-	24	-	21	24	30	44
OPAL ROOM	9 x 5	28 x 18	47	540	3.1	10	30	20	-	18	-	21	24	30	44
CHAIRMAN'S SUITE & TERRACE	-	-	-	-	-	-	-	-	-	-	-	-	40	50	60